
Calculating War and Peace

Running the Numbers on War

Directions: Run the numbers on the cost of total war by completing logic questions.

1. Based on population rates, the probability of being drafted into the United States Army in 1917 or 1918 for an American male via the Selective Service Act was very high. Distill vital dates, quantities and population numbers from the information provided.

The Selective Service System was tasked with selecting men for induction into the military services, from initial registration to physically transporting and delivering men to military training camps across the United States where they prepared to travel to Europe with the American Expeditionary Forces. The decentralized registration system transmitted policy to the governors of 48 states, the District of Columbia and the territories of Alaska (1959 statehood), Hawaii (1959 statehood), and Puerto Rico to locally manage drafting men for military service in World War I.

In total, the Selective Service System was made up of 48 states, 4 territories and 4,648 local county boards. The local boards were charged with registration of draftees, determining the order of serial numbers, classification, call-up (to active service) and entrainment of draftees. The boards took into consideration domestic manpower needs in war supporting industries including agriculture as well as issuing exemptions for certain draftee family situations. Conscription boards handled draft appeals, determined the medical and physical fitness of registrants, and determined the order in which draftees would be called and placed into training centers.

There were three main registrations in World War I. The first, on 5 June 1917, was for all men between the ages of 21 and 31. The second, on 5 June 1918, registered all men who turned 21 after 5 June 1917. The third and final registration, on 12 September 1918, expanded the age range for all men between 18 through 45.

The birth rate for males to females during World War I was approximately 1:1. The population of the United States of America in both 1917 and 1918 was 103.2 million. It was the only time in the last century that the average annual percentage rate dropped. Males between the ages of 18–45 constituted the majority of the population decrease.

Please note that not all of the men who registered for the draft actually served in the military due to various exemptions and not all men who served in the military registered for the draft as the U.S. Army population at the time of America's entry in WWI was 133,111. Two million soldiers eventually served in the American Expeditionary Forces during World War I.

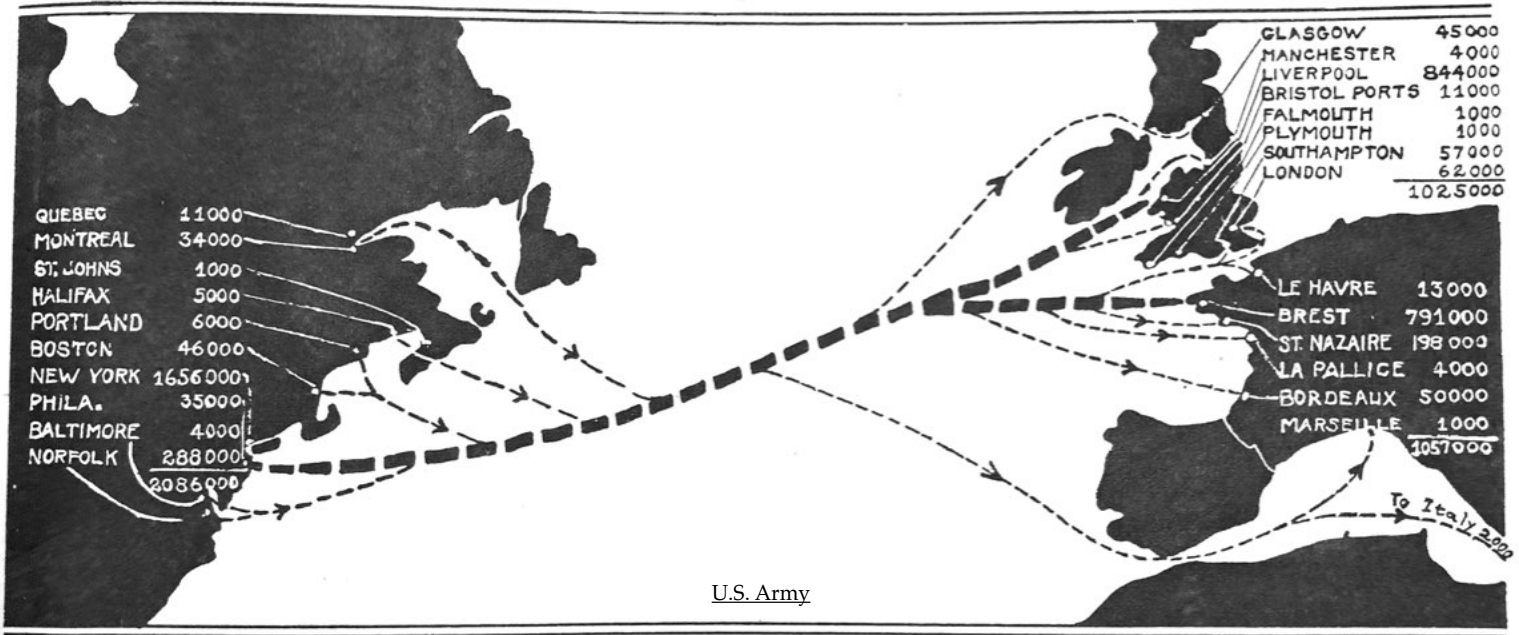
-
- A. How many states were there in 1917/1918? How many territories?
 - B. List the territories of the United States in 1917/1918.
 - C. What year did Alaska and Hawaii become states?
 - D. What was the total number of local county draft boards?
 - E. What draft registration took place on 5 June 1917?
 - F. Who was drafted during the second draft registration on 5 June 1918?
 - G. When was the final draft registration?
 - H. What age range did the final draft expand through?
 - I. What was the population of the United States of America in 1917 and 1918?
 - J. What was the birth rate for males to females during World War I?
 - K. When was the only time in the last century that the U.S. population decreased?
 - L. What gender/age range constituted the majority of the population decrease from 1917 to 1918?
 - M. How many soldiers were in the existing U.S. Army at the time of America's entry into WWI?
 - N. How many soldiers served in the American Expeditionary Forces during WWI?

2. Map the distance traveled by the American Expeditionary Forces from training cantonments in the United States to the theater of war in Europe. Utilizing a classroom, on-line, or app-based map, calculate the distances below estimating nearest proximity from beginning and ending locations.



A. Locate and note a camp in the Northeastern (1), Eastern (2), Southeastern (3), Central (4), Southern (5), and Western (6) U.S. Army Department. Calculate the distance from any camp in each of the departments to New York City where the majority of AEF troops set sail for Europe.

THE YANKS ARE COMING



This Map Illustrates Troop Sailings from American Ports to Great Britain and France

During our 19 months of war more than 2,000,000 American soldiers were carried to France. Half a million of these went over in the first 13 months and a million and a half in the last 6 months.

The highest troop-carrying records are those of July, 1918, when 306,000 soldiers were carried to Europe and May, 1919, when 330,000 were brought home to America.

Most of the troops who sailed for France left from New York. Half of them landed in Great Britain and the other half landed in France.

Among every 100 Americans who went over 49 went in British ships, 45 in American ships, 3 in Italian, 2 in French, and 1 in Russian shipping under English control.

Our cargo ships averaged one complete trip every 70 days and our troop ships one complete trip every 35 days.

The cargo fleet was almost exclusively American. It reached the size of 2,600,000 deadweight tons and carried to Europe about 7,500,000 tons of cargo.

The greatest troop-carrier among all the ships has been the *Leviathan*, which landed 12,000 men, or the equivalent of a German division, in France every month.

The fastest transports have been the *Great Northern* and the *Northern Pacific*, which have made complete turnarounds, taken on new troops, and started back again in 19 days.

LEONARD P. AYRES, Colonel, G. S.,
Chief of the Statistics Branch of the General Staff.

U.S. Army

- B. After calculating the distance from a camp in each of the six U.S. Army Departments to New York City, calculate the distance from New York City to one of the ports in France (Le Havre, Brest, St. Nazaire, La Palace, Bordeaux, Marseille) or to one of the ports in Britain (Glasgow, Manchester, Liverpool, Bristol Ports, Falmouth, Plymouth, Southampton, London).

- C. Calculate the total distance from each of the camps in the six U.S. Army Departments to the final troop disembarkation points in France or Britain.

3. Analyze troop movements of the American Expeditionary Forces from 1917 to 1918. Additional information available via the U.S. Army Center of Military History, [World War I Era](#).

Embarkation of Troops from United States for Europe

[Marines not included]

	Officers	Enlisted men	Field clerks	Nurses	Civilians ¹	Total	Cumulative
<i>1917</i>							
May.....	229	986	36	438	29	1,718	1,718
June.....	400	11,863	19	158	17	12,257	13,975
July.....	625	12,082	-----	248	31	12,986	26,961
August.....	1,197	16,619	28	202	325	18,371	45,332
September.....	3,580	28,758	38	97	49	32,522	77,854
October.....	2,205	35,606	176	173	247	38,407	116,261
November.....	1,391	21,409	26	84	106	23,016	139,277
December.....	3,418	44,549	116	215	526	48,824	188,101
<i>1918</i>							
January.....	3,927	42,359	104	105	214	46,709	234,810
February.....	2,235	44,904	139	441	292	48,011	282,821
March.....	3,366	79,826	126	141	323	83,782	366,603
April.....	4,557	112,255	67	253	70	117,202	483,805
May.....	8,372	235,062	74	646	53	244,207	728,012
June.....	10,212	266,195	140	1,154	193	277,894	1,005,906
July.....	11,004	293,852	132	1,182	132	306,302	1,312,208
August.....	9,763	270,254	140	1,145	152	281,454	1,593,662
September.....	8,697	241,002	163	1,907	331	252,100	1,845,762
October.....	7,028	172,544	73	144	162	179,951	2,025,713
November 1-11.....	755	9,749	4	24	29	10,561	2,036,274
November 11-30.....	1,164	17,505	-----	1,168	131	19,968	2,056,242
December.....	63	283	94	400	157	997	2,057,239

U.S. Army

- A. How many officers were sent from America to Europe in 1917?
- B. How many enlisted soldiers were sent from America to Europe in 1917?
- C. How many officers were sent from America to Europe in 1918?
- D. How many enlisted soldiers were sent from America to Europe in 1918?
- E. What month in 1917 were the greatest number of nurses sent from America to Europe?
- F. What was the average monthly number of nurses sent from America to Europe in 1917?
- G. What was the average monthly number of nurses sent from America to Europe in 1918?
- H. What was the total number of troops sent from the U.S. to Europe in November 1918?
- I. What was the cumulative total of troops sent from the U.S. to Europe by December 1918?

4. Graph and chart the casualty figures that the United States sustained in World War I from 1917–1918. Create one bar graph and one pie chart reflecting numbers provided:

- Soldiers killed in action: **37,171**
- Soldiers who died of wounds: **12,934**
- Soldiers with nonmortal wounds: **193,602**
- Total AEF battle casualties: **243,707**
- Nonbattle deaths (mainly from influenza): **55,868**
- Soldiers who served in the AEF: **2,057,239**

-
5. Classify, categorize, and describe the equipment American soldiers were issued and their accoutrements. Label each photo and provide a brief description. *Additional information available via the Smithsonian Institute of American History, [The Price of Freedom: Americans at War, World War I](#) collection search.*



Calculating War and Peace

Running the Numbers on War - KEY

1. Distill vital dates, quantities and population numbers from the information provided.

- A. 48 states, 4 territories
- B. District of Columbia, Alaska, Hawaii, and Puerto Rico
- C. 1959
- D. 4,648
- E. The First draft registration took place on 5 June 1917
- F. All men who turned 21 after 5 June 1917
- G. 12 September 1918
- H. 18 through 45
- I. 103.2 million
- J. 1:1
- K. 1917 to 1918
- L. Men ages 18 through 45
- M. 100,000
- N. Two million

2. Map the distance traveled by the American Expeditionary Forces from training cantonments in the United States to the theater of war in Europe.

Student responses may vary. Some camps may no longer appear on modern maps. Use approximate geographic locations searching for nearest towns or cities.

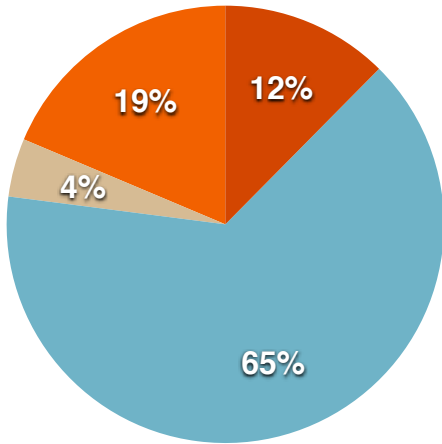
Students should indicate six separate answers for each question.

3. Analyze troop movements of the American Expeditionary Forces from 1917 to 1918.

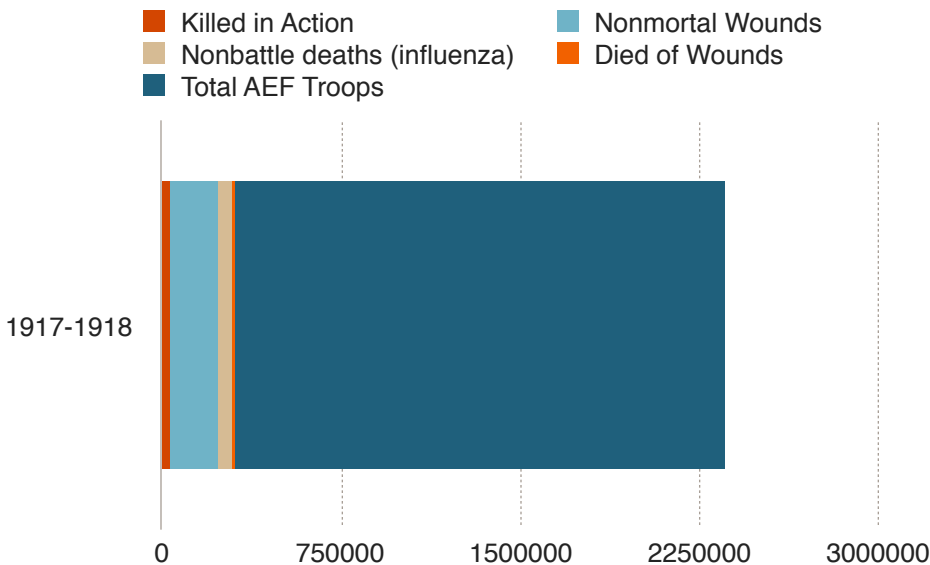
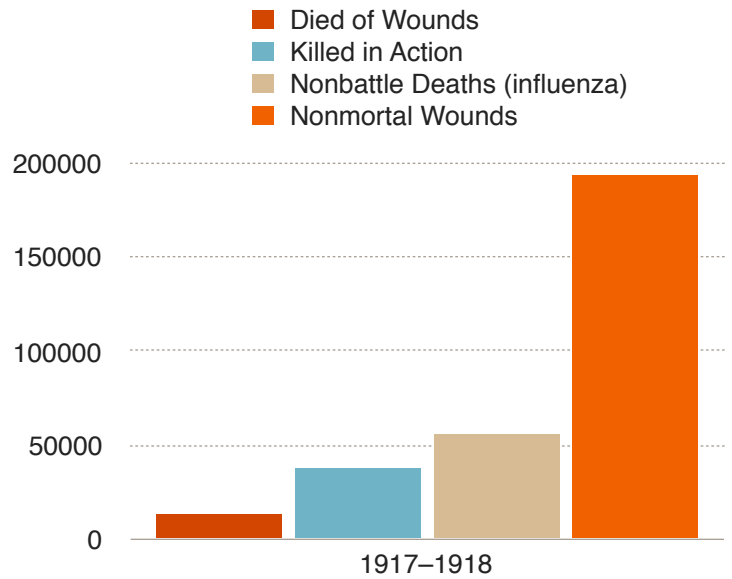
- A. 13,045 officers sent in 1917
- B. 171,672 enlisted sent in 1917
- C. 71,143 officers sent in 1918
- D. 1,785,790 enlisted sent in 1918
- E. May 1917 had the greatest number of nurses.
- F. 201.8 in 1917
- G. 721.6 in 1918
- H. 30,529 total troops in November 1918
- I. 2,057,239 total troops sent from the United States to Europe by December 1918

4. Graph and chart the casualty figures that the United States sustained in World War I from 1917–1918.

- Killed in Action
- Nonmortal Wounds
- Died of Wounds
- Nonbattle Deaths (influenza)



**Student graph or chart examples may vary*



5. Classify, categorize, and describe the equipment American soldiers were issued and their accoutrements.



Enlisted soldiers Doughboy Uniform

Brown wool button-down jacket and brown wool breeches.

Enlisted soldier's uniform. The brown, doughy color of the uniform led to these soldiers being referred to as "doughboys", though the exact derivation of the nickname has been debated.



Gas Mask

Mask of rubber and fabric with two, yellowed eye lenses with straps that wrap around the head securing the mask in place. A hose connects the mask to the filter which consists of a metal canister containing activated coconut charcoal, soda-lime, and cotton pads to protect against toxins.



Bread Tin, Canteen, Belt

The bread tin was designed to keep the doughboy's ration of hard bread dry; earlier bread rations were packaged in cardboard containers which became soggy and their contents unusable when wet. Canteen allowed soldiers to stay hydrated with clean water. The belt allowed easy transport of the bread tin and canteen on the soldier's body.



Brass 75-mm. Artillery Shell

French "Soisante-quinze" 75-mm. model 1897 field gun was the most universal weapon of the French artillery during World War I. Thousands were built and by the end of the war it had become the standard weapon of the United States



Model 1910 Entrenching Tool

Model 1910 entrenching tool or shovel which was carried on the soldier's back under the meat can and cover and on top of the haversack and pack carrier. While it was initially called a "shovel," it was soon officially designated an "entrenching tool" which was shortened to "e-tool."



M1918 Trench Knife

Double edged metal blade with a brass hilt in a "knuckle duster" design with a spike on the top. M1918 trench knife and scabbard issued during WWI.



M1903 Springfield Rifle, .30 Caliber, with Bayonet and Sling.

Known as the "Springfield 03" this gun was adopted by the Army as a replacement for the Krag-Jorgensen rifle. Over 1 million Springfield rifles were made by the time World War I ended.